

COR 70

Hidden Sash

It could be a painting, but is a window. This is how we can describe the COR 70 Hidden Sash which, like the 80 mm version, has a sightline of only 66 mm and allows the incorporation of the ARCH INVISIBLE handle, concealed hinges and the drainage solution. Any element that breaks the visual harmony of the ensemble is discarded.

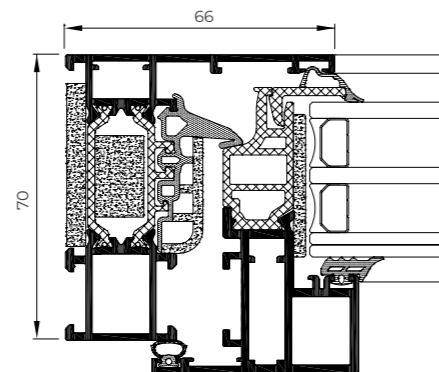
European Groove
Thermally broken



FEATURES

Transmittance		$U_w \geq 1.0$ (W/m ² K)
Acoustic insulation		Rw up to 46 dB
Air permeability		Class 4
Water tightness		Class E1650
Wind resistance		Class C5
Security test		Passed

Reference test 1.23 x 1.48 m / 1 sash
Security test: Reference test 1.100 x 2.400 m / 1 sash
CSTB Laboratory DTA Certification



Sightlines
Frame 70 mm, Sash 70 mm
Polyamide Strip Length
35 mm

Profile Thickness
Window 1,9 mm

Glazing
Max. 40 mm, Min. 26 mm


Maximum Sash Dimensions
Standard solution:

Width (L) 1300 mm, Height (H) 2400 mm

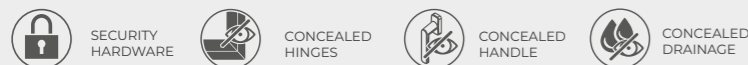
HD Hardware (Side Hung):
Width (L) 1200 mm, Height (H) 3500 mm

Maximum Sash Weight
160 kg

Consult maximum weight and dimensions according to typologies



POSSIBILITIES



OPENING POSSIBILITIES

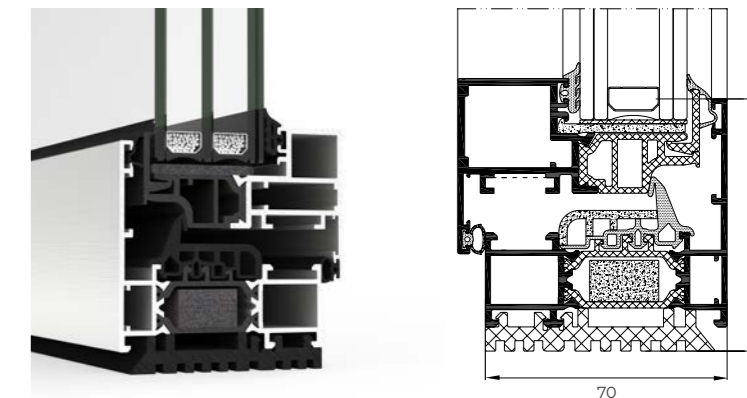


Inward Opening
Side hung
Tilt & turn
Tilt only



COR 70 HIDDEN SASH

CONCEALED DRAINAGE SOLUTION



Minimizes the aesthetic impact of the window components.

Compatible with all the 70 mm frame depth systems.

It features a gasket at the bottom of the frame to evacuate the water, replacing the front drainage caps.

Facilitates window fabrication, allowing to place the base of the frame on the site itself.